

Provide feedback on this website

## The Haven Practice

100 Beaconsfield Villas, Brighton, East Sussex,  
BN1 6HE

Showing responses about **all questions** from

**all patients**

 Showing weighted results ▼

Switch to unweighted results

## Your local GP services

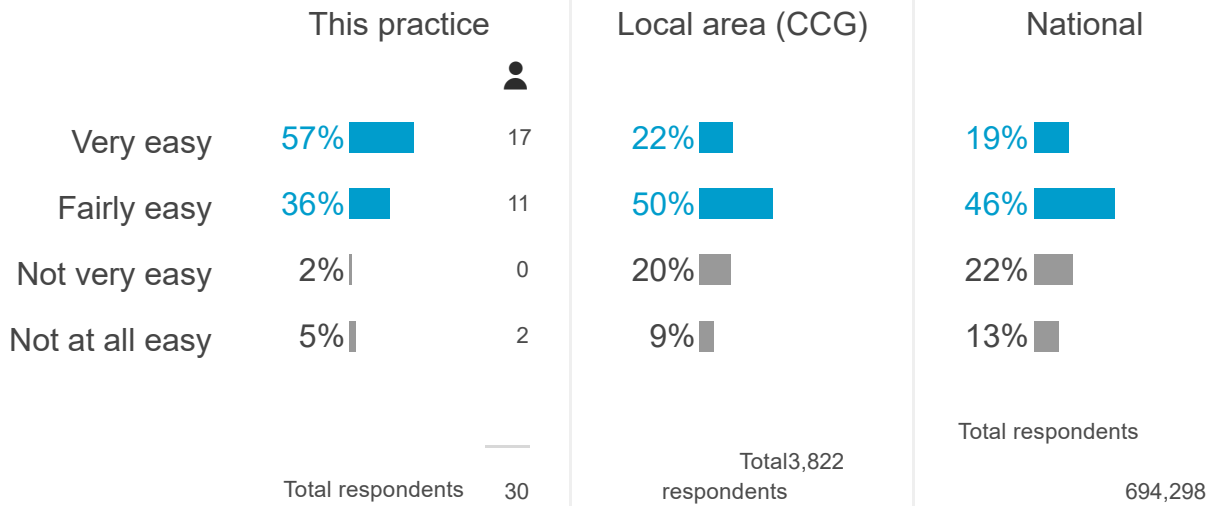


## 93% find it easy to get through to this GP practice by phone

Hide breakdown

Local (CCG) average: 71% | National average: 65%

Generally, how easy is it to get through to someone at your GP practice on the phone? Excluding 'Haven't tried'

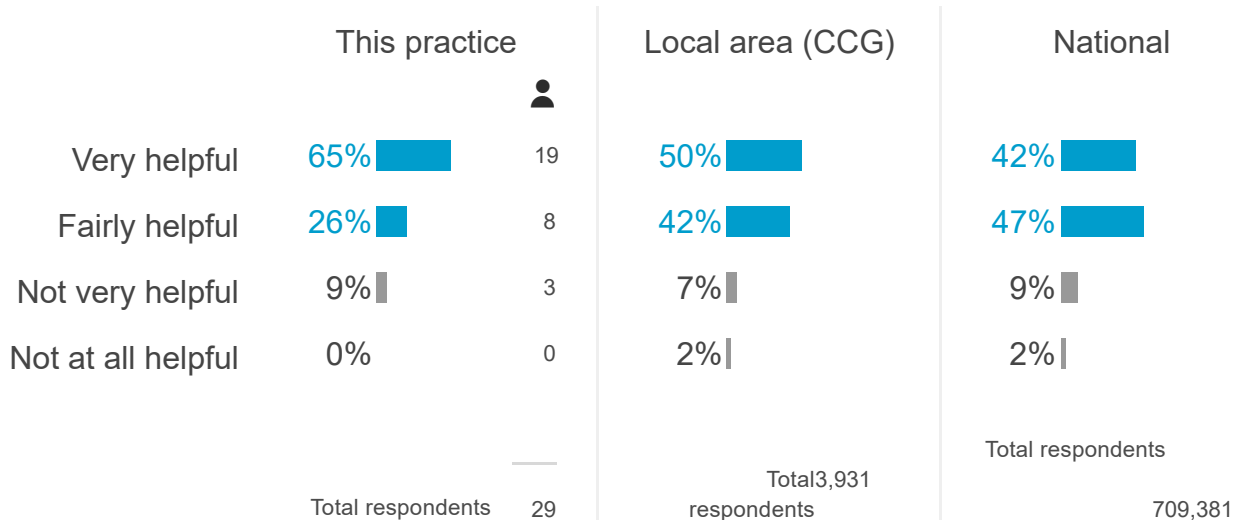


## 91% find the receptionists at this GP practice helpful

Hide breakdown

Local (CCG) average: 92% | National average: 89%

How helpful do you find the receptionists at your GP practice? Excluding 'Don't know'





# 81% are satisfied with the general practice appointment times available

Hide breakdown

Local (CCG) average: 70% | National average: 63%

How satisfied are you with the general practice appointment times that are available to you? Excluding 'I'm not sure when I can get an appointment'

	This practice	Local area (CCG)	National
Very satisfied	42%  12	27%	22%
Fairly satisfied	39%  12	43%	41%
Neither satisfied nor dissatisfied	9%  3	16%	18%
Fairly dissatisfied	2%  1	9%	11%
Very dissatisfied	8%  2	5%	8%
Total respondents	30	Total 3,704 respondents	Total respondents 658,280

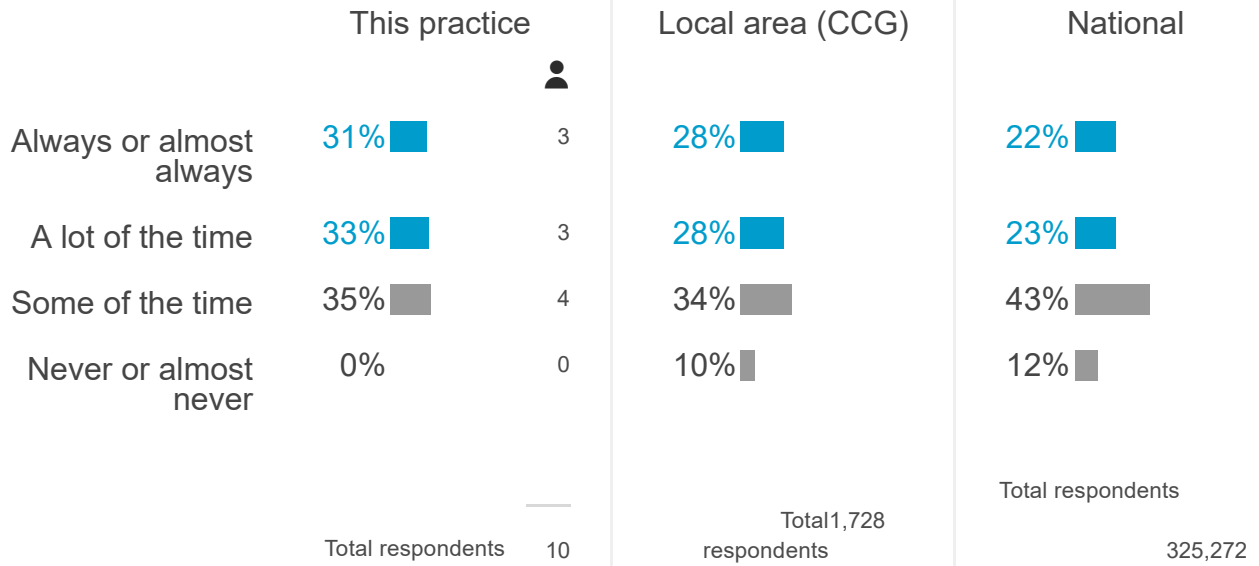


# 65% usually get to see or speak to their preferred GP when they would like to

Hide breakdown

Local (CCG) average: 56% | National average: 45%

How often do you see or speak to your preferred GP when you would like to? Excluding 'I have not tried'



## Making an appointment

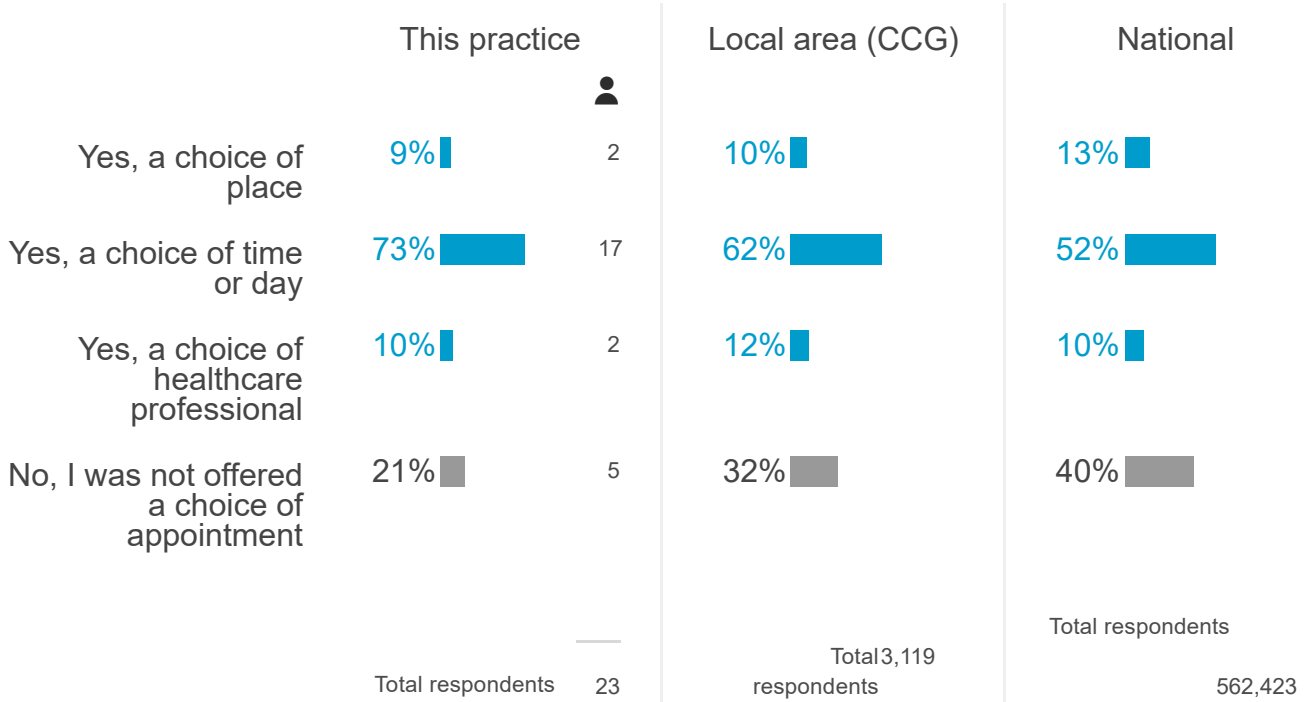


# 79% were offered a choice of appointment when they last tried to make a general practice appointment

Hide breakdown

Local (CCG) average: 68% | National average: 60%

On this occasion, were you offered a choice of appointment? Excluding 'Can't remember' and 'Doesn't apply'



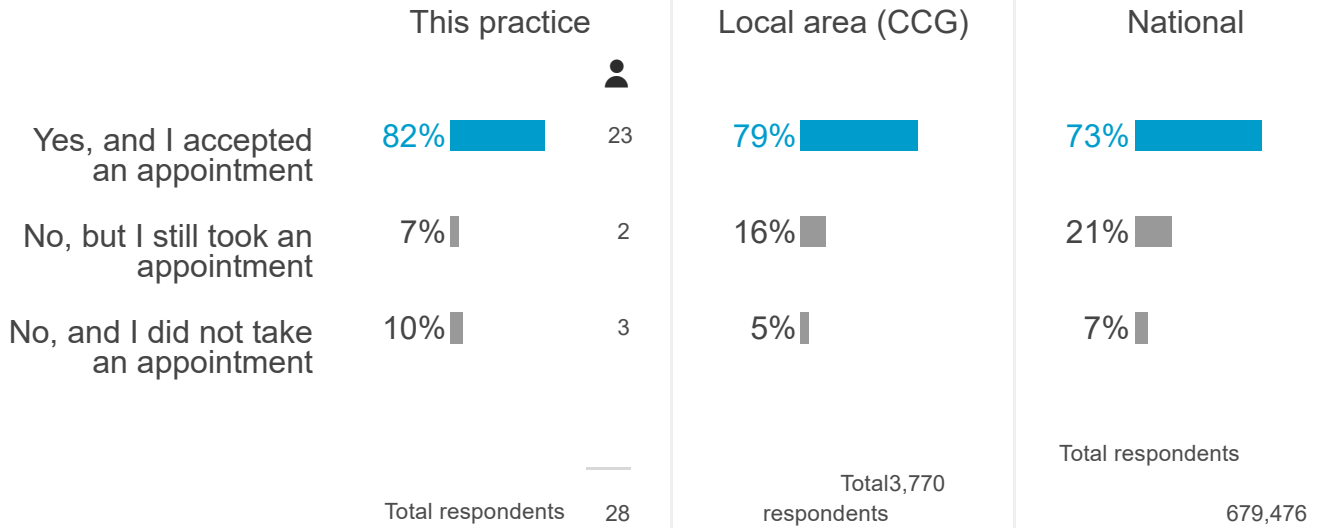


## 82% were satisfied with the type of appointment they were offered

Hide breakdown

Local (CCG) average: 79% | National average: 73%

Were you satisfied with the type of appointment (or appointments) you were offered?

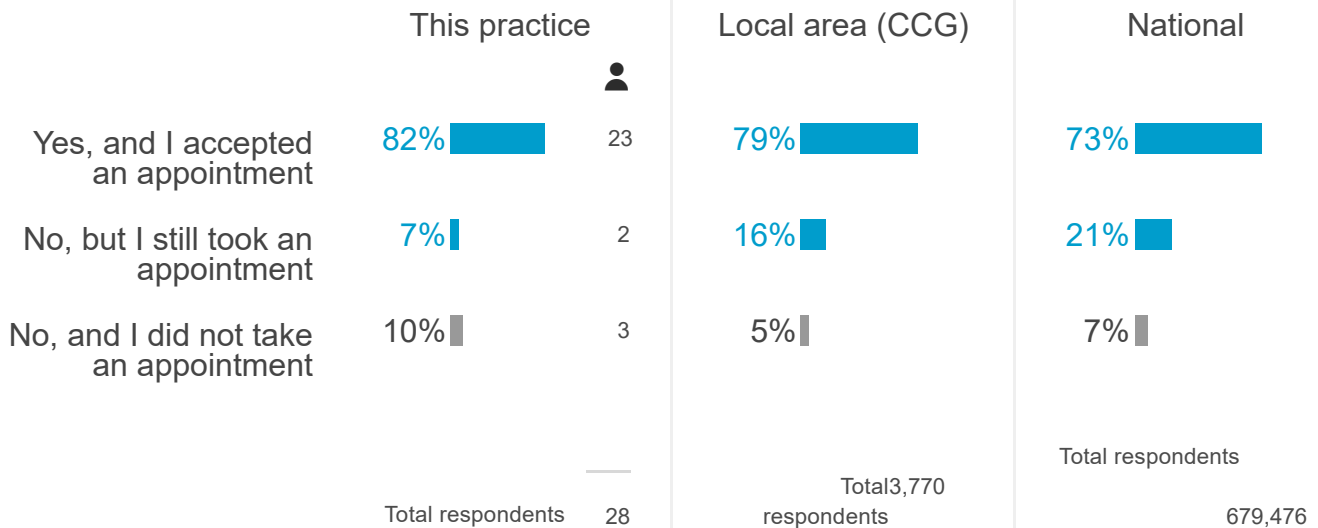


## 90% took the appointment they were offered

Hide breakdown

Local (CCG) average: 95% | National average: 93%

Were you satisfied with the type of appointment (or appointments) you were offered?



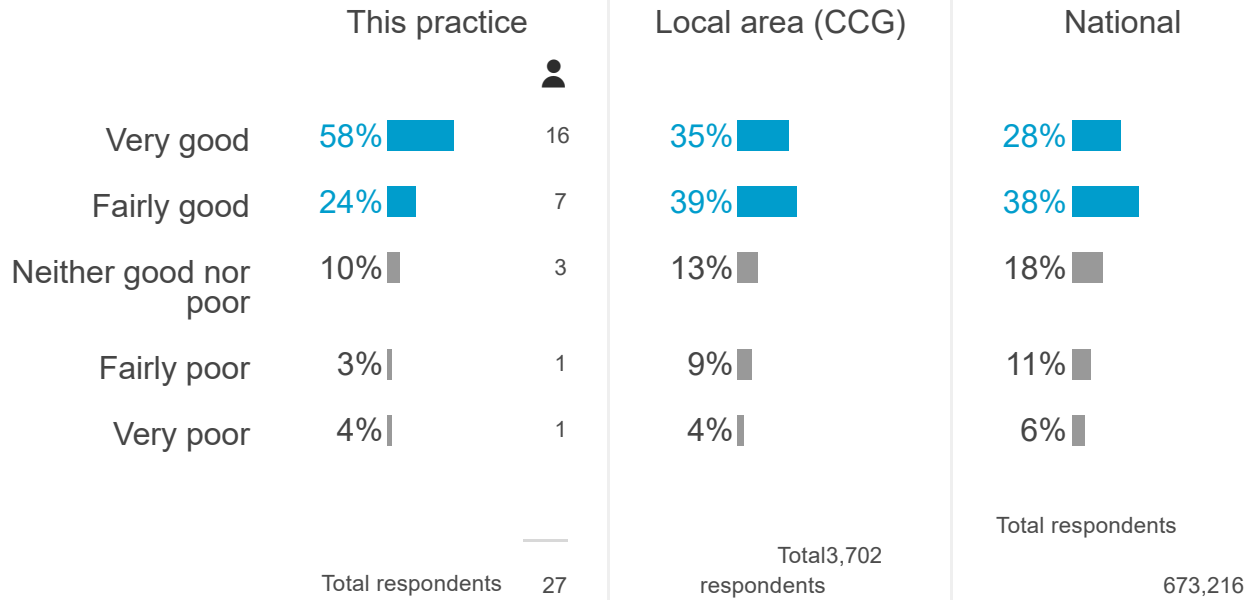


# 83% describe their experience of making an appointment as good

Hide breakdown

Local (CCG) average: 74% | National average: 65%

Overall, how would you describe your experience of making an appointment?



## Your last appointment

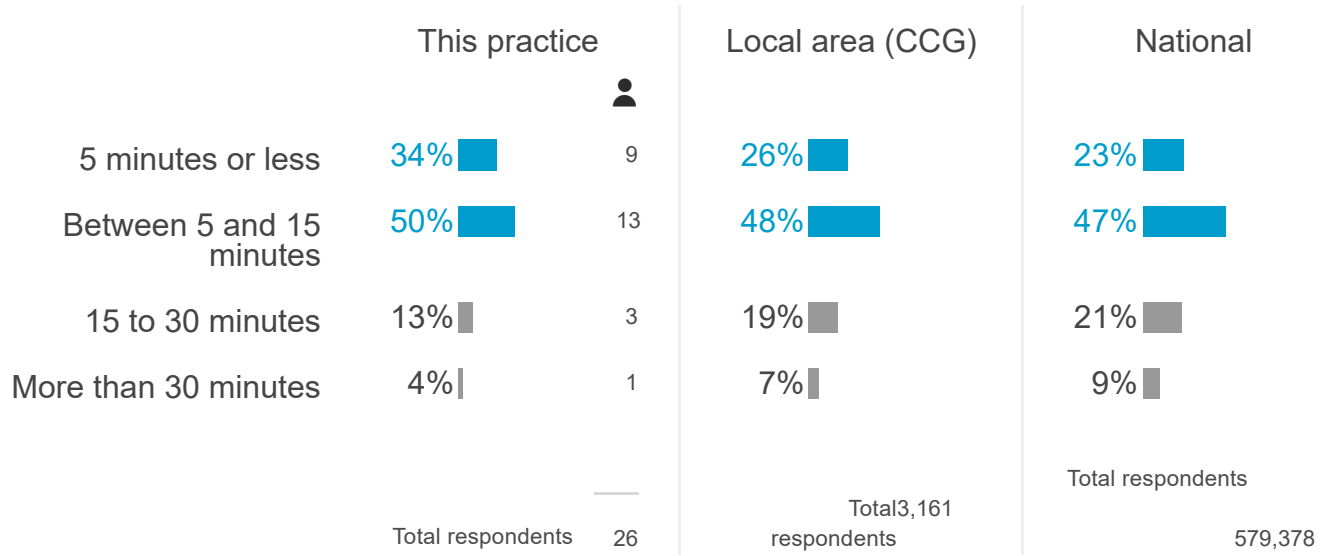


# 83% waited 15 minutes or less after their appointment time to be seen at their last general practice appointment

Hide breakdown

Local (CCG) average: 74% | National average: 70%

How long after your appointment time did you wait to see or speak to a healthcare professional? Excluding 'I didn't have an appointment at a set time' and 'Can't remember'














Hide breakdown 



# 81% say the healthcare professional they saw or spoke to was good at giving them enough time during their last general practice appointment

Local (CCG) average: 88% | National average: 86%

Last time you had a general practice appointment, how good was the healthcare professional at giving you enough time? Excluding 'Doesn't apply'

	This practice	Local area (CCG)	National
Very good	53%  15	51% 	47% 
Good	27%  8	37% 	39% 
Neither good nor poor	16%  5	9% 	10% 
Poor	3%   1	2%	3%
Very poor	1%   0	1%	1%
Total respondents	29	Total 3,681 respondents	Total respondents 677,150

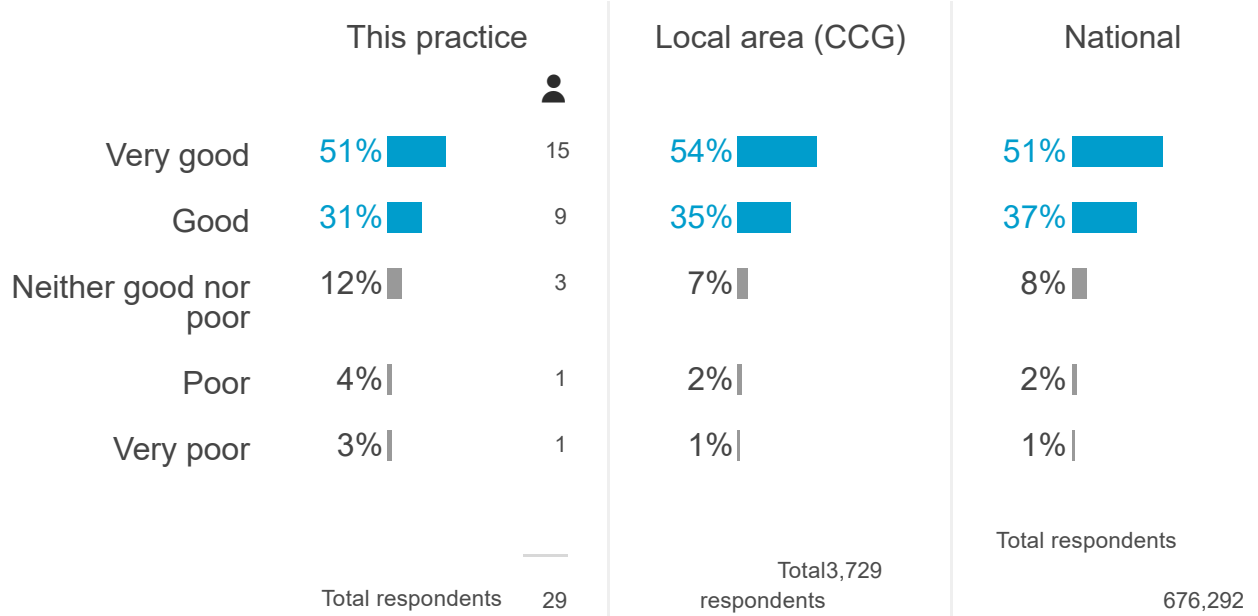


# 81% say the healthcare professional they saw or spoke to was good at listening to them during their last general practice appointment

Hide breakdown

Local (CCG) average: 90% | National average: 88%

Last time you had a general practice appointment, how good was the healthcare professional at listening to you? Excluding 'Doesn't apply'



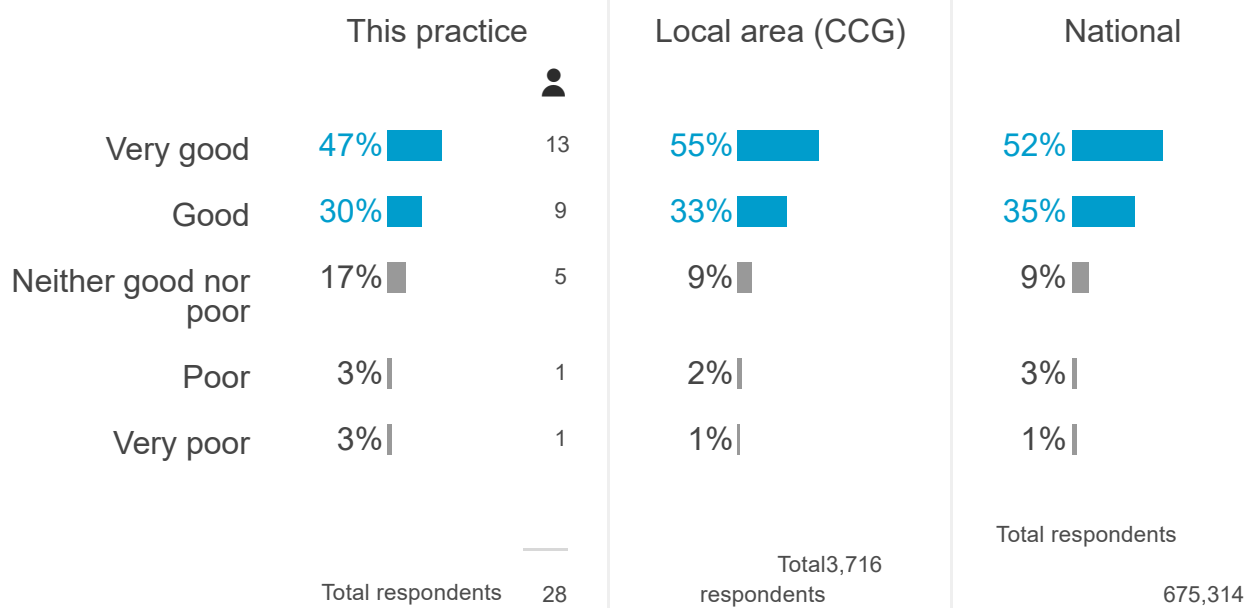


**77%** say the healthcare professional they saw or spoke to was good at treating them with care and concern during their last general practice appointment

Hide breakdown

Local (CCG) average: 88% | National average: 87%

Last time you had a general practice appointment, how good was the healthcare professional at treating you with care and concern?  
Excluding 'Doesn't apply'



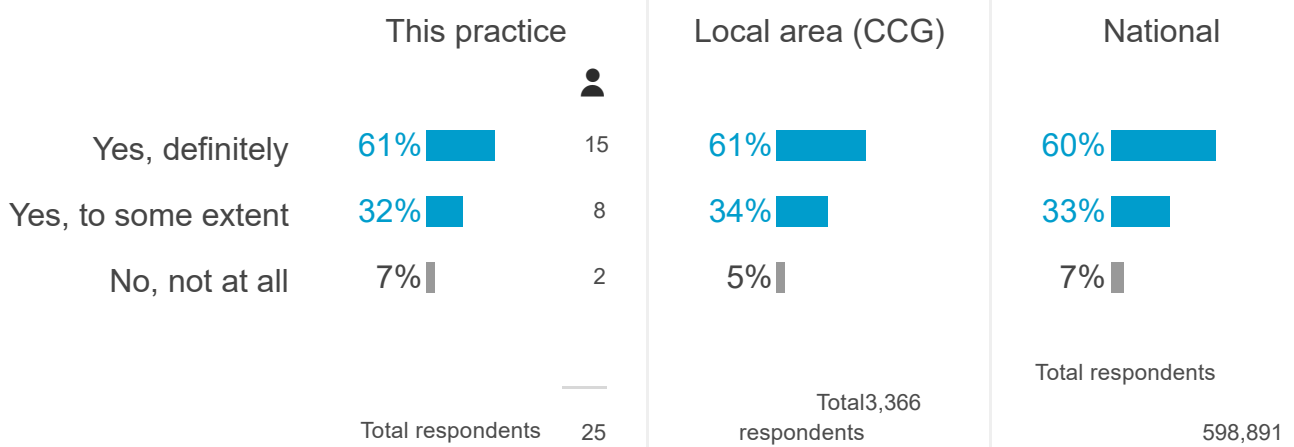


# 93% were involved as much as they wanted to be in decisions about their care and treatment during their last general practice appointment

Hide breakdown

Local (CCG) average: 95% | National average: 93%

During your last general practice appointment, were you involved as much as you wanted to be in decisions about your care and treatment? Excluding 'Don't know/Doesn't apply'



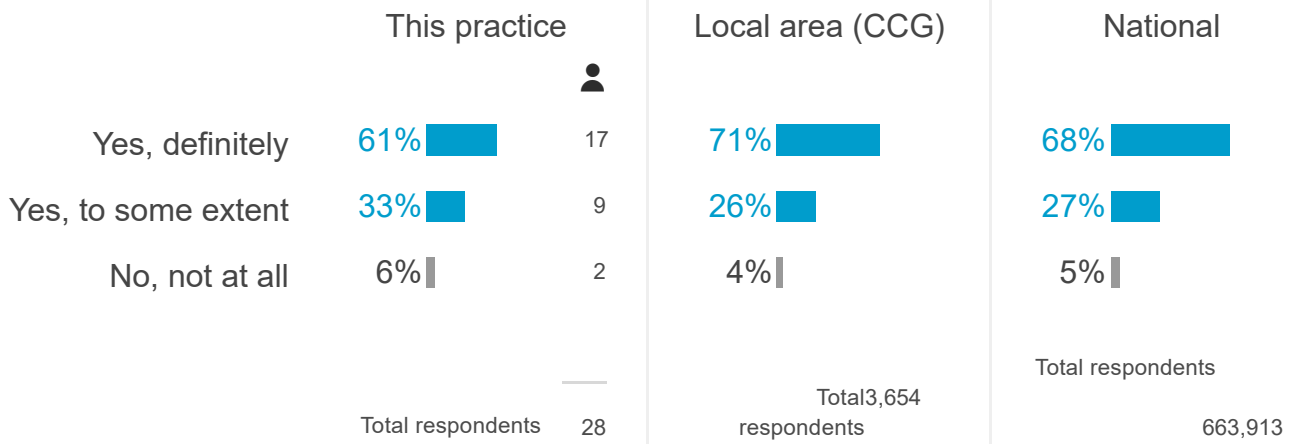


# 94% had confidence and trust in the healthcare professional they saw or spoke to during their last general practice appointment

Hide breakdown

Local (CCG) average: 96% | National average: 95%

During your last general practice appointment, did you have confidence and trust in the healthcare professional you saw or spoke to?  
Excluding 'Doesn't know/Can't say'



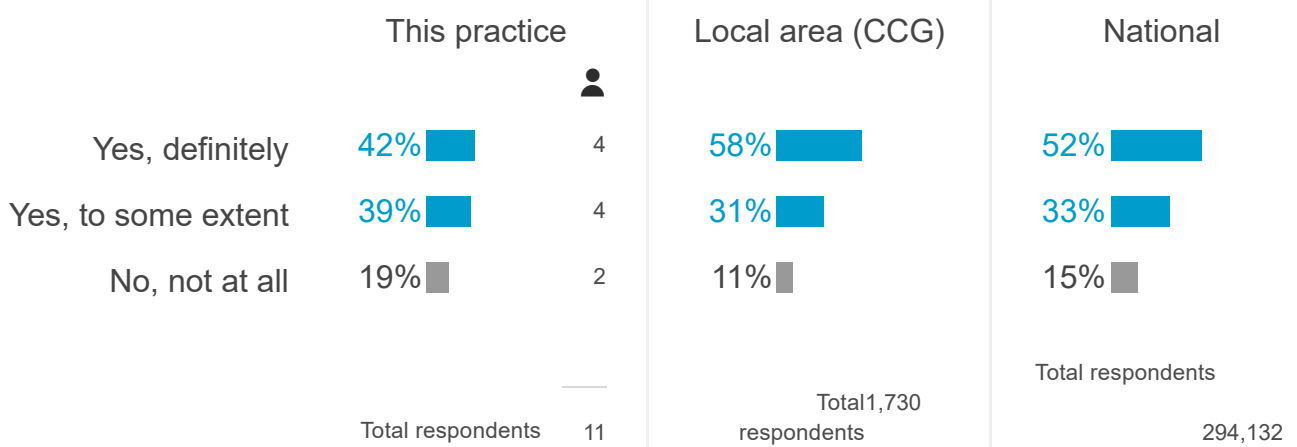


# 81% felt the healthcare professional recognised or understood any mental health needs during their last general practice appointment

Hide breakdown

Local (CCG) average: 89% | National average: 85%

During your last general practice appointment, did you feel that the healthcare professional recognised and/or understood any mental health needs that you might have had? Excluding 'I did not have any mental health needs' and 'Did not apply to my last appointment'



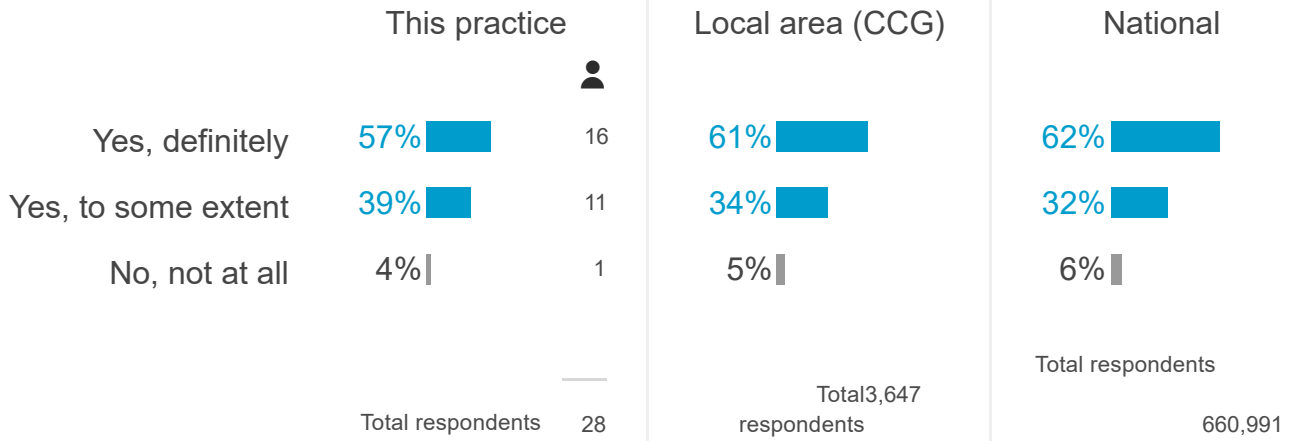


# 96% felt their needs were met during their last general practice appointment

Hide breakdown

Local (CCG) average: 95% | National average: 94%

Thinking about the reason for your last general practice appointment, were your needs met? Excluding 'Don't know/Can't say'



## Your health

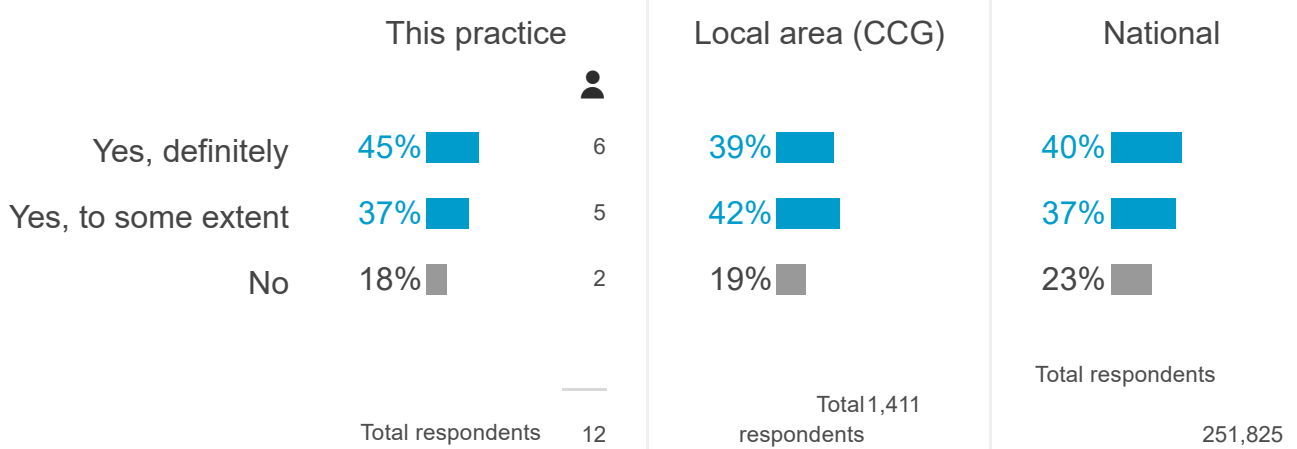


**82%** say they have had enough support from local services or organisations in the last 12 months to help manage their long-term condition(s)

Hide breakdown

Local (CCG) average: 81% | National average: 77%

In the last 12 months, have you had enough support from local services or organisations to help you to manage your condition (or conditions)? Excluding 'I haven't needed support' and 'Don't know/Can't say'



## Overall experience





# 81% describe their overall experience of this GP practice as good

Hide breakdown

Local (CCG) average: 86% | National average: 82%

Overall, how would you describe your experience of your GP practice?

	This practice	Local area (CCG)	National
Very good	53%  16	49%	44%
Good	28%  9	37%	38%
Neither good nor poor	12%  4	9%	11%
Poor	0%   0	4%	5%
Very poor	6%  2	2%	2%
Total respondents	31	Total 3,955 respondents	Total respondents 712,773

This website is being administered by Ipsos MORI, the survey provider for the GP Patient Survey  
 © 2020 GP Patient Survey

